







The Moon's phases in Oreos

- Use the placemat on the second page as a guide.
- Then open up some Oreo cookies and scrape off the creme filling to make the four major phases of the Moon (shown on the right).
- These Oreo "Moons" show how the Moon looks from Earth during these phases.

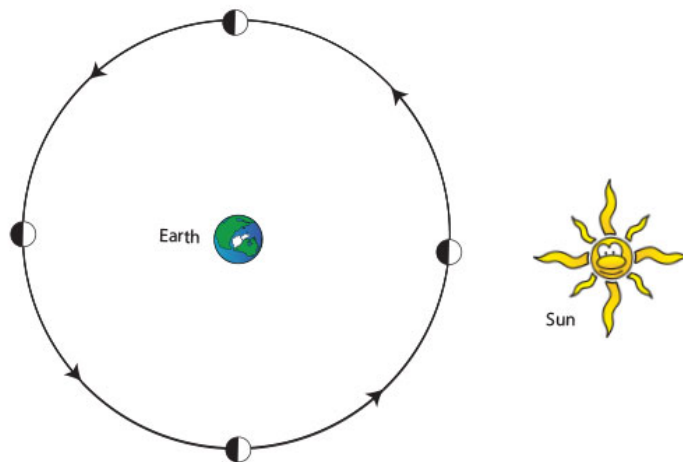
Why does the Moon look different throughout the Month?

The Moon has "phases." That means it looks a little different to us each night during its one-month orbit of our planet.

New Moon:	
First Quarter:	
Full Moon:	
Third Quarter:	

We describe how the Moon looks with terms such as "Full Moon," "First Quarter," and "New Moon" (which we can't really see, because the side that is lit faces away from us).

The Moon has no light of its own. Moonlight is sunlight bouncing off the Moon's surface. As the Moon orbits Earth, the Sun lights up whatever side of the Moon is facing it. To the Sun, it's always a full Moon! If you were looking down upon Earth and its Moon from way out in space over the North Pole, you would see a Moon that looked like one of these (see picture).

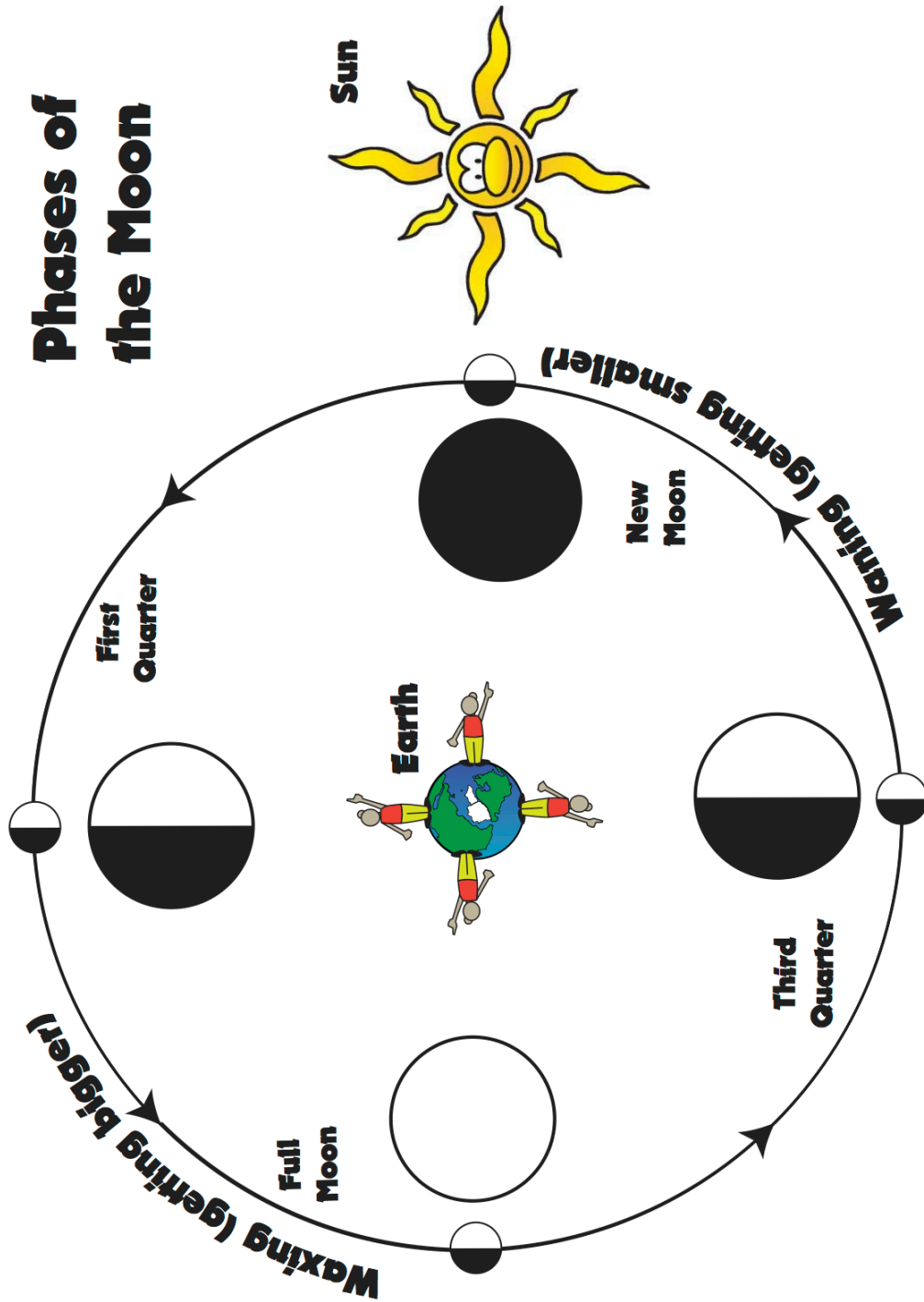


But we see the Moon from the center of its orbit. So we see different portions of the lit side of the Moon.

Find this activity online visiting NASA's Space Place website: <http://spaceplace.nasa.gov/oreo-moon>.
Find more fun activities at <http://spaceplace.nasa.gov/menu/do>.



Phases of the Moon



science.nasa.gov/kids

spaceplace.nasa.gov

Find this activity online visiting NASA's Space Place website: <http://spaceplace.nasa.gov/oreo-moon>.
Find more fun activities at <http://spaceplace.nasa.gov/menu/do>.